



Guide to Applying for Vending in the District of Columbia

table of contents

General vending requirements 1

Types of licenses 2

Cart & vehicle standards 5

Vending locations 6

What are the general vending requirements?



- 1 Proper Vending License
- 2 Proper Vending Site Permit
- 3 Vendor & Vendor Employee Badges

What will I need when I apply for the proper vending license?



DOCUMENT	YOU CAN OBTAIN THIS FROM...
1 Tax Number (i.e. SSN or FEIN)	Office of Tax and Revenue
2 Clean Hands Certification	Office of Tax and Revenue
3 Police Criminal History Report	DC Metropolitan Police Department (DC residents) Local police department (non-DC residents)





Which type of vending license will I need?



you will need

IF YOU ARE SELLING:	YOU WILL NEED:	FEES:	TERM:
Food & Food Operations	Class A License	\$476	2 years
Merchandise	Class B License	\$408	2 years
Public Market Manager	Class C License	\$433	2 years
Services (photography, shoe shining etc.)	Class D License	\$337	2 years

Proper vending license & site permit

Under class a, b, or d license, there are several types. Decide the vehicle you prefer to use in selling and pay for the appropriate site permit fee.

I. Vending Stands and Vending Carts: Sidewalk Vending

- Vending site permit fee is \$1200 / 2 years.
- This permit allows operation only at approved locations on the sidewalks (central vending zone and designated neighborhood zones).
- Vendor owners will submit for request their desired location, then he/she will receive notification if the request has been approved or not.
- If a vendor is vending in a central vending zone, the vendor should only be vending within 10 ft. Of clear passageway. If he/she is outside of the central vending zone (or designated neighborhood zones), the vendor should only vend at 7 ft. Of clear passageway.
- Each vendor owner can have up to five sidewalk locations.
- However, no more than three sidewalk vending locations shall be located on the same side of any city block.

II. Vending Vehicles: Mobile Roadway Vending (MRV)

- (Mobile) site permit fee is \$600 / 2 years
Under mobile roadway vending, there are 2 location options:
 1. Designated Mobile Roadway Vending
 - ✓ The vending location is assigned at one of the approved mrv sites by joining an automated monthly lottery. Nonrefundable fee to participate in the lottery is \$25 for each vehicle.
 - ✓ Vendor owners will be asked to fill out an online form to place the available designated mrv locations in order of your preference for each month.
 - ✓ To accept and use the mrv locations assigned to the owners for the month, the fee is \$150.
 - ✓ Parking spaces are reserved for mrv vendors at mrv locations for monday – friday from 10:30 a.M. To 2:30 p.M. (! Strictly no parking between 10:00 p.M. To 10:30 a.M.)
 - ✓ See a list of initial designated mrv locations on page 6.
 2. Roaming
 - ✓ The vending location is at anywhere where vendors can park legally, pay meter fees and obey time restrictions.
 - ✓ Vendors are located at 6 ft. Unobstructed sidewalk space.
 - ✓ Vendors sell at least 200 feet from designated mrv lottery locations



III. Vending Vehicles: Ice Cream Vendors

- Vending is allowed to operate throughout the city but not to 'stay' at one place (if there are no customers, the vendor must move immediately).
- Vehicle(s) can only park whenever there are customers.
- Vehicle(s) must be parked legally whenever stopping.

IV. Trucks / Trailers: Stationary Roadway

- Stationary roadway site permit is \$450.
- The vending location is based on lottery results, which are assigned one for each day of the week, of each month.
- The 73 vending location options are around the national mall and ellipse.
- Assignment is done by monthly lottery.
- Lottery results assign vendors to specific locations, one each day of the week, of each month.

Note: trucks can also apply for mobile roadway vending or ice cream vending, whereas trailers can only apply to stationary roadway vending

For Class C License: Public Market Vendor

- Vendors do not need to have individual licenses for each vendor at public market.
- When a public market is in operation, the manager or vendor employee shall be on site.



Vendor and vendor employee badges

- Every vendor operator has one badge that comes with the business license.
- \$55 For every extra employee badge (free for the owner)
- Badges expire on the same day that business license expires

Note: vendor owners and vendor employees can be interchangeable (i.e. Vendor owners can become vendor employees of another owner)

Vending cart design standards:

1. Merchandise 4½ ft x 7 ft
2. Food carts 5½ ft x 8 ft
 - ✓ 1 Umbrella or canopy
 - ✓ 2 Coolers
 - ✓ No storage on public space

Vending vehicle design standards:

- ✓ 18'6 Ft. Length
- ✓ 8 Ft. Width
- ✓ 10'6 Ft. Height

Hours of operation for all vendors:

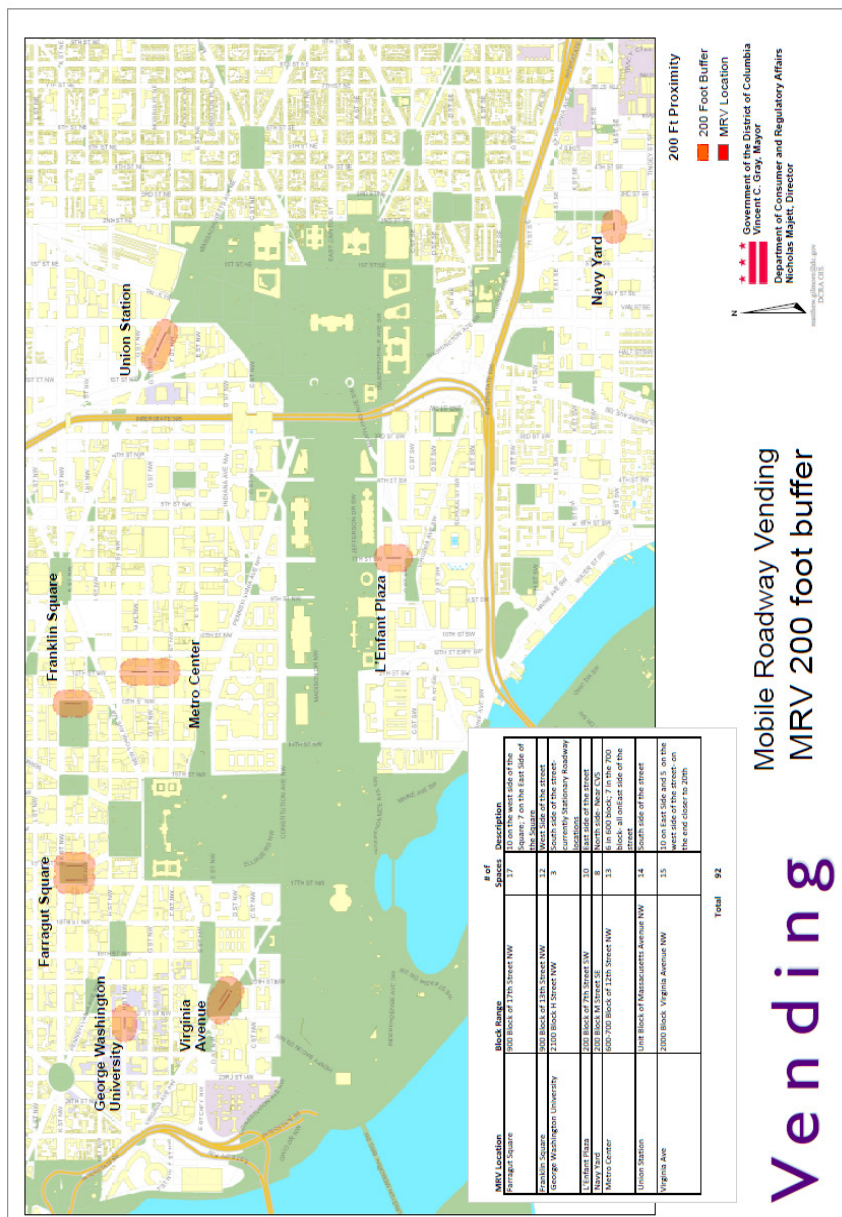
Residential area

- ✓ 5am to 10pm – 7 days a week

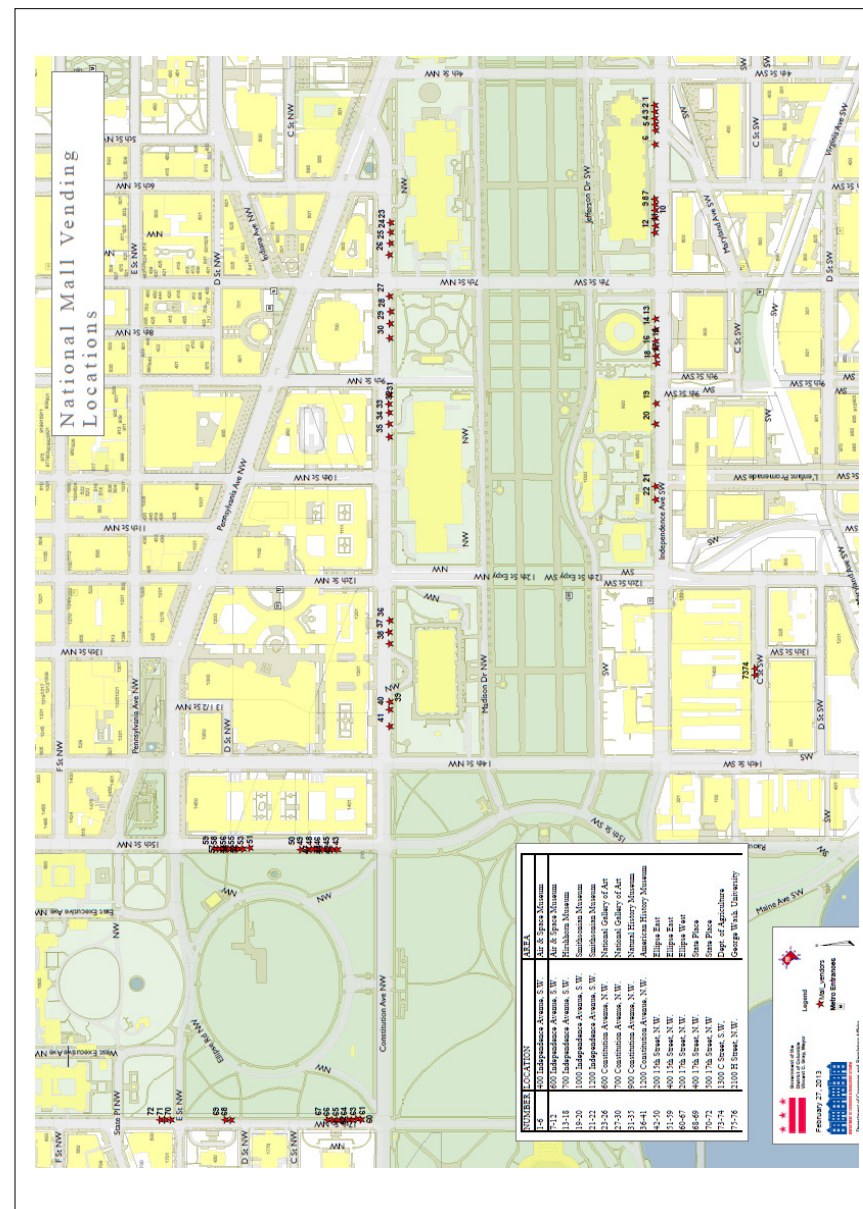
Commercial area

- ✓ Sunday—Thursday 5am to 10pm
- ✓ Friday—Saturday 5am to 1am

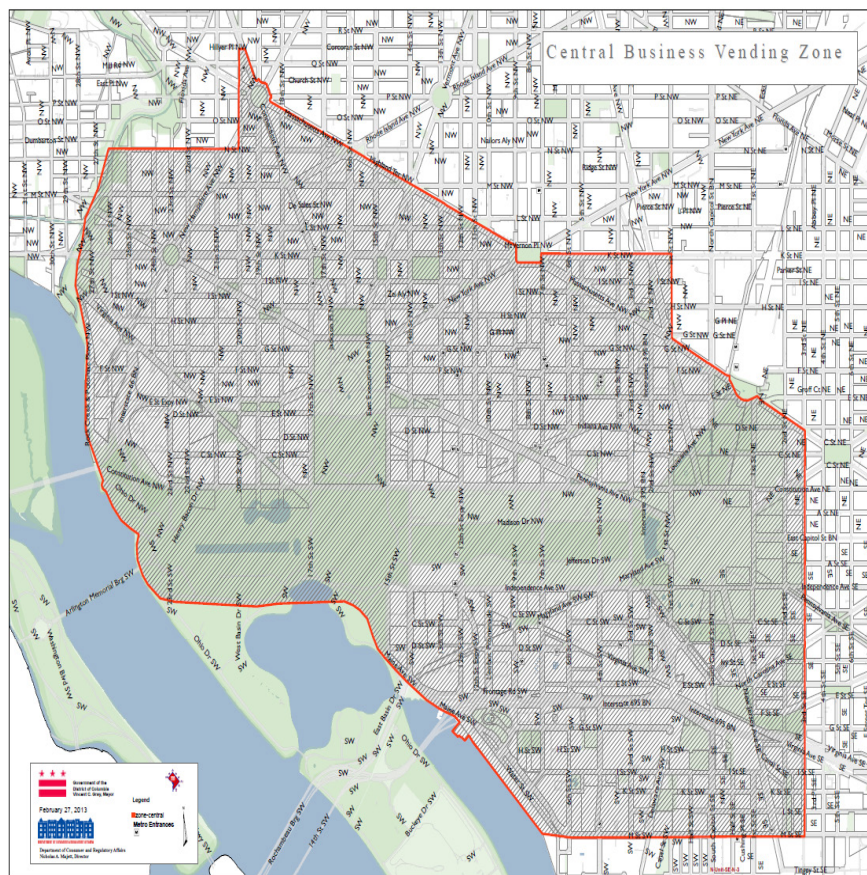
Mobile Roadway Vending (MRV)



National Mall Vending Locations



Central Business Vending Zone



This vending guide was produced in partnership by the following agencies

